

ABSOLUTE DIGIMATIC HEIGHT GAGE


CATALOG No.E4255-570



Absolute Encoder Built-in Height Gage
Comprehensive Compilation of Technologies of
Height Gages Produced for the Past 45 Years

Mitutoyo

Height Gage Excellent in Both Functionality and Cost Performance!



570-302

Features

Slider Feed Wheel

- Smooth up/down displacement is ensured with the slider feed wheel identical with that of proven double-column height gages.



Absolute Digimatic Height Gage

Mitutoyo

Large Clamp Lever

- This lever provides reliable slider clamp operation.




Base

- Novel design of the base well fit to be gripped by hand



Column

- Durability and high measuring accuracy are ensured.
- Increased rigidity: 35 x 15mm (common to all models)
- Instrumental error of 300mm model: $\pm 0.03\text{mm}$ ($\pm 0.04\text{mm}$ in the conventional models)



Built-in ABS (Absolute) Encoder

- This encoder eliminates the necessity of setting the reference point at every power-on.
- It has improved reliability because no over-speed error will occur.



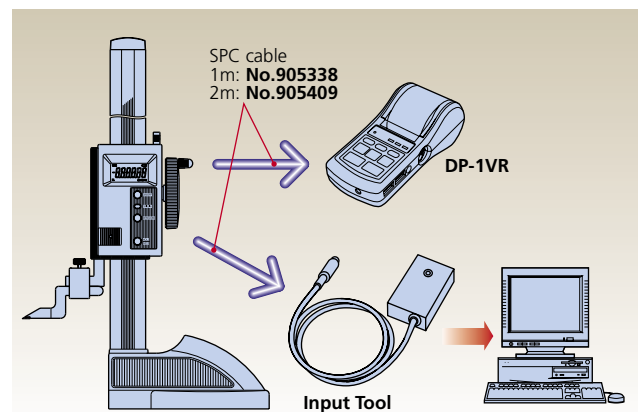
Large Liquid Crystal Display

- Character size: 10 x 3.8mm (9 x 3.5mm in the conventional models)
- Readable at dark sites and friendly for aged persons



Output Function Provided

- Measured data is outputted to the small printer Digimatic Mini Processor DP-1VR (option) or to a personal computer that can be connected to this gage via the input tool (option).



Functions

- **ORIGIN (Absolute Origin) Setting Function**

The surface plate top, etc., can be stored as the absolute origin.

- **ABS (Absolute) Measurement Function**

After power-on, measurement can be started without zero-setting different from the conventional way. Also, the absolute origin position can be changed with the ORIGIN (Absolute Origin) switch.

- **INC (Incremental) Measurement Function**

This function allows the origin setup at an arbitrary position in addition to the ABS (Absolute) Measurement Function.

In this case turning the power off clears the origin from memory.

- **Hold Function**

A display value can be held as is.

- **Output Function**

The output terminals of measured data allow you to establish a statistical process control system or a measurement support system.

- **Low Battery Alarm**

This function notifies you of that the battery has significantly been consumed with mark "🔋" before the gage is put in a state that it can make no measurement.
The timing of battery replacement is recognized beforehand.

- **Inch/mm Conversion Key for Order No. 570-312, 570-313 and 570-314.**



Useful Accessories

- Holder arm C which allows a test indicator to be attached to this gage and the clamp (with a dovetail groove) are available as optional accessories. (Refer to specifications.)



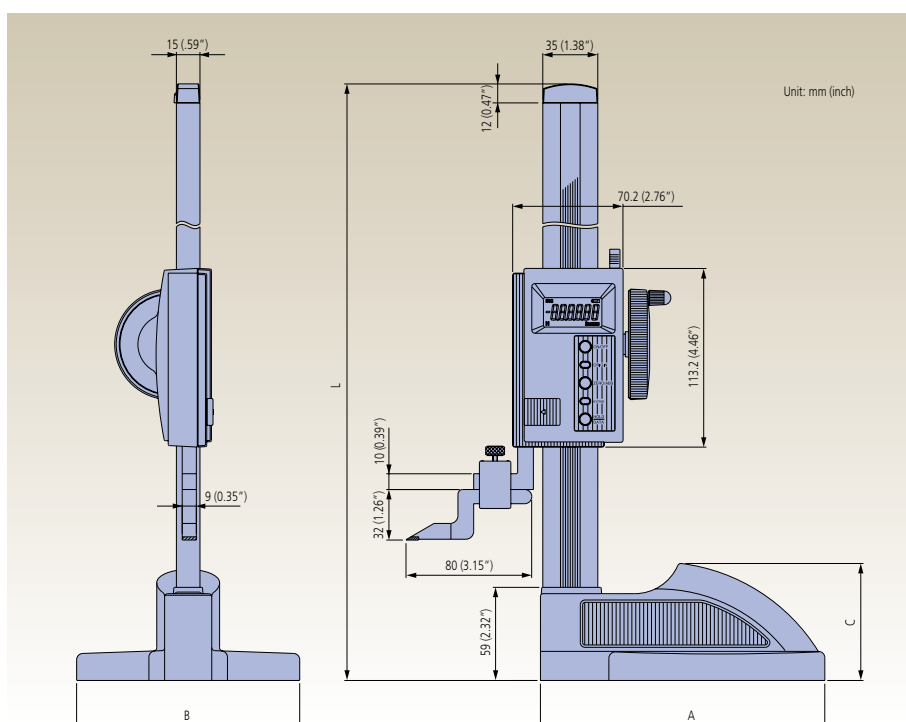
Specifications

Order No.	570-302	570-304	570-312	570-313	570-314
Measuring range (mm/inch)	0 - 300mm	0 - 600mm	12"/300mm	18"/450mm	24"/600mm
Resolution (mm/inch)	0.01mm		.0005"/0.01mm		
Instrumental error* ¹	±0.03mm	±0.05mm	±.0015"/ ±0.03mm	±.0020"/±0.05mm	
Repeatability (mm/inch)	0.01mm		.0005"/0.01mm		
Display	6-digit LCD, character height of 10mm				
Response speed	Unlimited				
Power supply	SR44 (button-type silver oxide battery) 1pc: 938882				
Battery life	20,000 hours				
Functions	ORIGIN (absolute origin) setting function, ABS (absolute) measurement function, INC (incremental) measurement function, Hold function, Output function* ² , and Low-battery alarm				
Mass (kg)	4.6	6.4	4.6	5.9	6.4
Slider feed	Wheel rotation				
Standard accessories	Scriber: 07GZA000 Scriber clamp: 05GZA033		Scriber: 900258 Scriber clamp: 901385		
Optional accessories	Holder armC: 953638 (for mm), 953639 (for inch) Clamp with dovetail groove: 902053 /Connecting cable: 905338 (1m), 905409 (2m)				
L	507mm	812mm	507mm / 19.96"	662mm / 26.06"	812mm / 31.97"
A	160mm	181mm	160mm / 2.36"	181mm / 7.13"	
B	122mm	142mm	122mm / 4.80"	142mm / 5.59"	
C	72.6mm	74.1mm	72.6mm / 2.86"	74.1mm / 2.92"	

*1: Quantizing error: ±1 count is not included.

*2: Data output cable (option): 1m (**905338**) or 2m (**905409**)

Dimensions





PAT. JP1783035, JP1783036, JP1845485, JP1745486, US4879508, US4878013, US5053715, EP0248165, EP0404980, EP0240020, CN87102580, CN87102624, CN89106051

Note: All information regarding our products, and in particular the illustrations, drawings, dimensional and performance data contained in this pamphlet, as well as other technical data are to be regarded as approximate average values. We therefore reserve the right to make changes to the corresponding designs, dimensions and weights. The stated standards, similar technical regulations, descriptions and illustrations of the products were valid at the time of printing. In addition, the latest applicable version of our General Trading Conditions will apply. Only quotations submitted by ourselves may be regarded as definitive.

Coordinate Measuring Machines

Vision Measuring Systems

Form Measurement

Optical Measuring

Sensor Systems

Testing Equipments and
Seismometer

Digital Scale and DRO Systems

Small Tool Instruments and
Data Management

Mitutoyo Corporation

20-1, Sakado 1-Chome,
Takatsu-ku, Kawasaki-shi,
Kanagawa 213-8533, Japan
T +81 (0) 44 813-8230
F +81 (0) 44 813-8231
<http://www.mitutoyo.co.jp>

Mitutoyo