

ROUNDTTEST RA-H5200 SERIES

PRE1363



Roundness/Cylindricity measuring system offering highest precision level in its class, exceptional ease-of-use, and multifunction analysis capability

Mitutoyo

World-class accuracy with superior maneuverability

ROUNDTEST RA-H5200AS/AH SERIES



A roundness/cylindricity measuring system developed to combine world-class accuracy with high maneuverability/analytical capability. This system can perform many other functions as well, such as tracking measurement and automatic OD/ID measurement. Available with the standard column specification (Z-axis traverse of 350 mm) or an extended specification (Z-axis traverse of 550 mm) for handling taller workpieces.

World-Class Accuracy


High-accuracy, automatic centering/leveling turntable

A highly accurate, highly rigid turntable has been achieved through exceptional manufacturing accuracy of the critical components, in addition to a high-accuracy air-bearing that provides superior rigidity. The resulting rotational accuracy, the heart of the roundness/cylindricity measuring system, is world-class at $(0.02+3.5H/10000) \mu\text{m}$.



High-rigidity base

For a measurement system to be able to achieve high accuracy, the base, which forms the foundation of the system, must be completely rigid. Therefore, we utilized FEM structural analysis simulation to thoroughly analyze the base and its application. The result is the development of a high-rigidity base.



High-accuracy Z-axis column

Attaining the ultimate level of improvement in the manufacturing accuracy of the column guide surface, which is critical for achieving perfect straightness, and adopting Mitutoyo's proprietary system and mechanisms have led to the achievement of the ultra-high column straightness of $0.05 \mu\text{m}/100 \text{ mm}$ (in narrow range).



High-accuracy positioning sensors

Mitutoyo's linear encoders have been incorporated into the positioning sensors in the X- and Z-axis drive units to directly sense the displacement the drive units, thereby achieving the highly accurate positioning essential for repeat measurements.

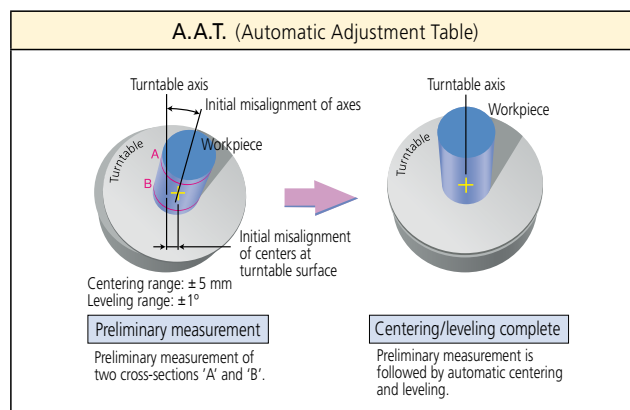
High-performance vibration isolator as a standard feature

The measurement accuracy of a roundness/cylindricity measuring system is greatly affected by external disturbances such as vibration. Therefore, the RA-H5200 Series is supplied as standard with a high-performance vibration isolator that possesses excellent vibration attenuation.

ROUNDTTEST RA-H5200AS/AH SERIES

High-speed automatic centering/leveling

The system is supplied as standard with the Automatic Adjustment Table (A.A.T.) positioning and leveling function, freeing the operator from the task of centering and leveling the workpiece. High-precision glass encoders are used to reduce positioning errors and achieve high-speed automatic centering/leveling, which contributes greatly to reducing the total measurement time from workpiece setting to workpiece measurement.



Sliding detector-unit holder provided as a standard feature



The detector-unit holder is equipped with a sliding mechanism, enabling one-touch measurement of a workpiece with a deep hole having a thick wall, which has been difficult with the conventional standard arm.

Sliding distance: 112 mm

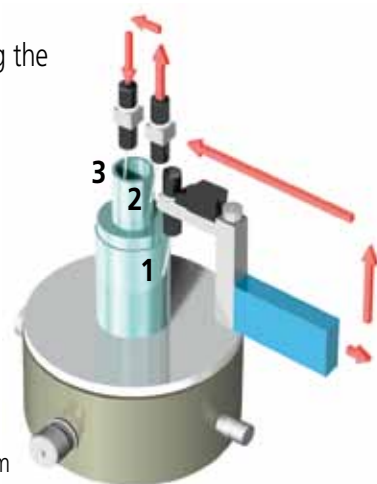
Continuous OD/ID measurement function

Continuous internal/external diameter measurement is possible without changing the detector position.


Patent registered in Japan, USA, Germany, UK, France

- 1), 2) : External diameter measurement
- 3) : Internal diameter measurement
- ➡ : Displacement

3) = inner diameter: Up to $\varnothing 50$ mm



Spiral Measurement/Analysis



Spiral-mode cylinder measurement

The spiral-mode measurement function combines table rotation and rectilinear action allowing cylindricity, coaxiality, and other data to be loaded as a continuous data set.

Safety mechanism provided as a standard feature

A safety mechanism is incorporated into the detector unit area. A collision-sensing function has been added to the detector unit (when it is in the vertical orientation) to prevent collision in the Z-axis direction. Additionally, an accidental collision prevention function, which stops the system when the detector unit displacement exceeds its range, has been added. When an accidental touch is detected, the dedicated analysis software ROUNDPAK senses the error and automatically stops the system.



Measurement through X-axis tracking

Measurement while tracing is possible through a built-in linear scale in the X-axis. This type of measurement is useful when displacement due to form variation exceeds the measuring range of the sensor, and X-axis motion is necessary to maintain contact with the workpiece surface.




ROUNDTEST RA-H5200 CNC SERIES



A CNC system that combines high accuracy with automatic CNC measurements to greatly improve productivity and efficiency. Automatic orientation control for the detector unit enables this system to automatically execute high-speed, operator-less measurements. Available with the standard column specification (Z-axis traverse of 350mm) or an extended specification (Z-axis traverse of 550mm) for handling taller workpieces.

Detector unit orientation programmable for CNC measurement

This function controls the orientation of the arm holding the detector unit (between vertical and horizontal) and the detector unit rotation mechanism (between 0 and 270 degrees in 1-degree increments), making it possible to continuously and automatically measure internal/external diameters as well as top/bottom surfaces. Additionally, a full-featured offline teaching function simplifies the creation of part programs.



Surface-roughness measuring function (optional roughness unit)

The system is a multi-sensor type, compatible both with a standard probe that meets the specifications of the roundness measuring system and a surface roughness detector unit. Incorporating the optional roughness detector unit into the system enables roughness measurement in the circumferential direction around the θ -axis, as well as in the direct-drive directions along the X- and Z-axes with the table stopped. Thus, surface roughness and geometric tolerances, such as roundness and cylindricity, can both be validated using only a single system.

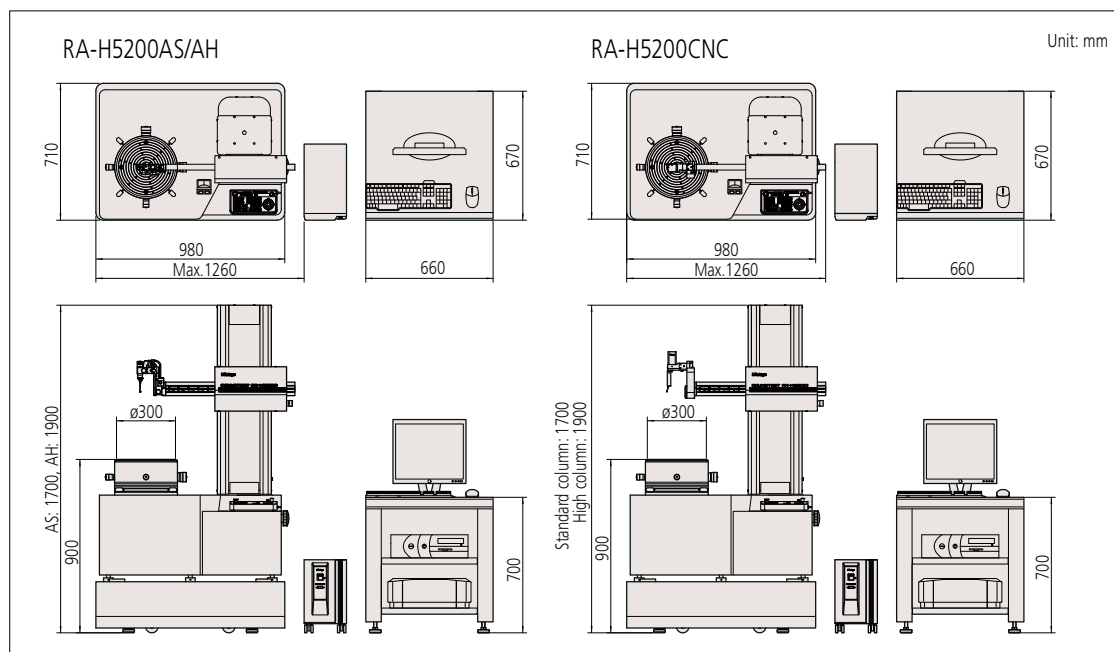


RA-H5200AS/AH SERIES



RA-H5200CNC SERIES

Dimensions



RA-H5200 SERIES Specifications/Options

Type			Manual		CNC	
Model No.			RA-H5200AS	RA-H5200AH	RA-H5200 CNC	
Z-axis			Standard column	High column	Standard column	High column
Turntable unit	Rotational accuracy	Radial direction	(0.02+3.5H/10000) μm (H: probing height (mm))			
		Axial direction	(0.02+3.5X/10000) μm (X: distance from rotational center (mm))			
	Rotating speed		2,4,6,10 rpm (Auto centering: 20rpm)			
	Table effective diameter		ø 300 mm			
	Centering/leveling adjustment		A.A.T.			
	Centering adjustment range		±5 mm			
	Leveling adjustment range		±1°			
	Max. lording weight		80 kg (Auto centering: 65 kg)			
	Max. probing diameter		ø 400 mm		ø 356 mm	
Max. lording diameter		ø 680 mm				
Vertical drive unit (Z-axis)	Straightness accuracy (λc2.5 mm)		0.05 μm/100 mm 0.14 μm/350 mm	0.05 μm/100 mm 0.2 μm/550 mm	0.05 μm/100 mm 0.14 μm/350 mm	0.05 μm/100 mm 0.2 μm/550 mm
	Parallelism to rotation center (Reterential generattix line)		0.2 μm/350 mm	0.32 μm/550 mm	0.2 μm/350 mm	0.32 μm/550 mm
	Traverse speed		Max. 60 mm/s (Measurement: 0.5/1.0/2.0/5.0 mm/s)			
	Vertical Travel amount		350 mm	550 mm	350 mm	550 mm
	Max. probing height	ID/OD	350 mm	550 mm	350 mm	550 mm
	Max. probing depth (with standard stylus)		85 mm for ø 32 mm or more 50 mm for ø 7 mm or more		104 mm for ø 32 mm or more 26 mm for ø12.7 mm or more	
Radial drive unit (X-axis)	Straightness accuracy		0.4 μm/200 mm (λc2.5 mm)			
	Horizontal to rotation center		0.5 μm/200 mm (Reterential generattix line)			
	Travel amount		225 mm (Including -25mm travel from rotational center)			
	Travel speed		Max. 50 mm/s (Measurement: 0.5/1.0/2.0/5.0 mm/s)			
Detector	Measuring force		approx 10~50mN (switching 5 levels)		approx 40mN	
	Stylus design, material		ø1.6 mm tungsten carbide ball		ø1.6mm tungsten carbide ball	
	Measuring range	Standard	±400 μm / ±40 μm / ±4 μm		±400 μm / ±40 μm / ±4 μm	
		Follow	±5 mm		±5 mm	
	Other		2 direction one-touch switching type Collision detection function for Z-axis direction Stylus angle scale markings (±45°)		Accidental touch function Measuring direction: 1	
Other	Power supply		100V~240V			
	Air pressure		0.39MPa			
	Air consumption		45L / min (Standard state)			
	Weight (measurement main unit)		650 kg	670 kg	650 kg	670 kg
	Weight (vibration isolator)		170 ka			

Options common to the RA-H5200AS/DS/AH/DH, RA-H5200CNC



Centering chuck (key operated)

211-014

Suitable for holding longer parts and those requiring a relatively powerful clamp.

- Holding capacity:
Internal jaws: OD = ϕ 2 - ϕ 35 mm,
ID = ϕ 25 - ϕ 68 mm
External jaws: OD = ϕ 35 - ϕ 78 mm
- External dimensions: ϕ 157 x 70.6 mm
- Mass: 3.8 kg



Centering chuck (ring operated)

211-032

Suitable for holding small parts with easy-to-operate knurled-ring clamping.

- Holding capacity:
Internal jaws: OD = ϕ 1 - ϕ 36 mm,
ID = ϕ 16 - ϕ 69 mm
External jaws: OD = ϕ 25 - ϕ 79 mm
- External dimensions: ϕ 118 x 41 mm
- Mass: 1.2 kg



Micro-chuck

211-031

Used for clamping a workpiece (less than ϕ 1 mm dia.) that the centering chuck cannot handle.

- Holding capacity: ϕ 0.1- ϕ 1.5 mm
- External dimensions: ϕ 107 x 48.5 mm
- Mass: 0.6 kg



Magnification calibration gage

211-045

Used for normalizing detector magnification by calibrating detector travel against displacement of a micrometer spindle.

- Maximum calibration range: 400 μ m
- Graduation: 0.2 μ m
- External dimensions: 235 (max) x 185 x 70 mm
- Mass: 4 kg

Cylindrical square 350850

- Straightness: 0.5 μ m
- Cylindricity: 2 μ m
- External dimensions: ϕ 70 x 250 mm
- Mass: 7.5 kg

Options

Styli for RA-H5200AS/AH (Option)

Type	Standard (Standard accessory)	Notch *2	Deep groove *2	Corner	Cutter mark
Order No.	12AAL021	12AAL022	12AAL023	12AAL024	12AAL025
Stylus tip	ø 1.6 mm tungsten carbide	ø 3 mm tungsten carbide	SR0.25 mm sapphire	SR0.25 mm sapphire	tungsten carbide
Dimensions (mm)					
Type	Small hole (ø 0.8)	Small hole (ø 1.0) *2	Small hole (ø 1.6)	Extra small hole (Depth 3 mm)	ø 1.6 mm ball *2
Order No.	12AAL026	12AAL027	12AAL028	12AAL029	12AAL030
Stylus tip	ø 0.8 mm tungsten carbide	ø 1 mm tungsten carbide	ø 1.6 mm tungsten carbide	ø 0.5 mm tungsten carbide	ø 1.6 mm tungsten carbide
Dimensions (mm)					
Type	Disk	Crank (ø 0.5)	Crank (ø 1.0)	Flat surface	2X-long type *1 *2
Order No.	12AAL031	12AAL032	12AAL033	12AAL034	12AAL035
Stylus tip	ø 12 mm tungsten carbide	ø 0.5 mm tungsten carbide (Depth 2.5 mm)	ø 1 mm tungsten carbide (Depth 5.5 mm)	tungsten carbide	ø 1.6 mm tungsten carbide
Dimensions (mm)					
Type	2X-long type notch *1	2X-long type deep groove *1	2X-long type corner *1	2X-long type cutter mark *1	2X-long type Small hole *1
Order No.	12AAL036	12AAL037	12AAL038	12AAL039	12AAL040
Stylus tip	ø 3 mm tungsten carbide	SR0.25 mm sapphire	SR0.25 mm sapphire	tungsten carbide	ø 1 mm tungsten carbide
Dimensions (mm)					
Type	3X-long type *3	3X-long type deep groove *3	Stylus shank	Stylus shank (standard groove)	Stylus shank (2X-long groove) *1
Order No.	12AAL041	12AAL042	12AAL043	12AAL044	12AAL045
Stylus tip	ø 1.6 mm tungsten carbide	SR0.25 mm sapphire	For mounting CMM stylus (mounting thread M2)	For mounting CMM stylus (mounting thread M2)	For mounting CMM stylus (mounting thread M2)
Dimensions (mm)					

*1: Measuring in the horizontal direction with detector 12AAF203.

*2: Part of the 5-piece styli set 12AAL020.

*3: Measuring is only possible in the vertical direction.

Styli for RA-H5200CNC (Option)

Type	Deep groove	Flat surface	Standard	Notch	Deep hole A
Order No.	12AAE310	12AAE302	12AAE301	12AAE309	12AAE306
Stylus tip	ø 1.6 mm tungsten carbide	ø 1.6 mm tungsten carbide	ø 1.6 mm tungsten carbide	ø 3 mm tungsten carbide	ø 1.6 mm tungsten carbide
Dimensions (mm)					
Type	ø 1.6 mm ball	ø 0.8 mm ball	ø 0.5 mm ball	Deep groove	Deep hole B
Order No.	12AAE303	12AAE304	12AAE305	12AAE308	12AAE307
Stylus tip	ø 1.6 mm tungsten carbide	ø 0.8 mm tungsten carbide	ø 0.5 mm tungsten carbide	ø 1.6 mm tungsten carbide	ø 1.6 mm tungsten carbide
Dimensions (mm)					

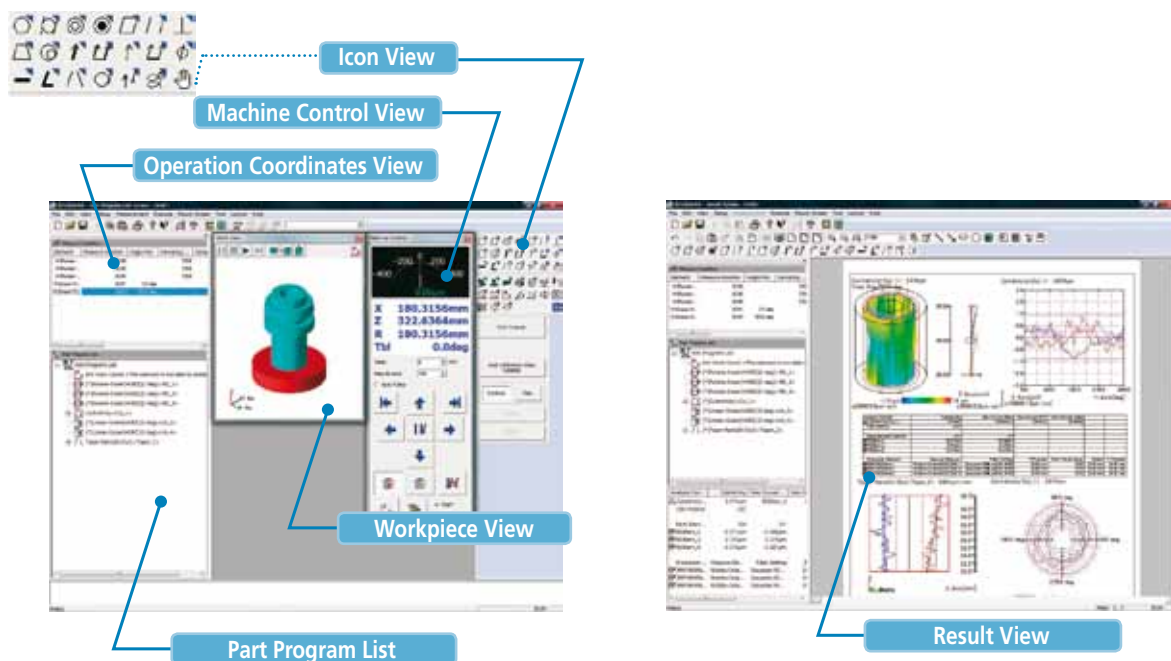
ROUNDPAK

Analysis software provides user-friendly operations.

Simple operations even with a full set of parameters and analysis functions

A wide variety of parameters including those for roundness/cylindricity, as well as flatness and parallelism, are provided as standard features. You can visually select these parameters using icons.

ROUNDPAK also comes with specialized functions, such as the design value best-fit analysis function, the harmonic analysis function, and a function for recording the peak or trough points on a circumference. Data that has already been collected can be easily used for re-calculation, or deleted.



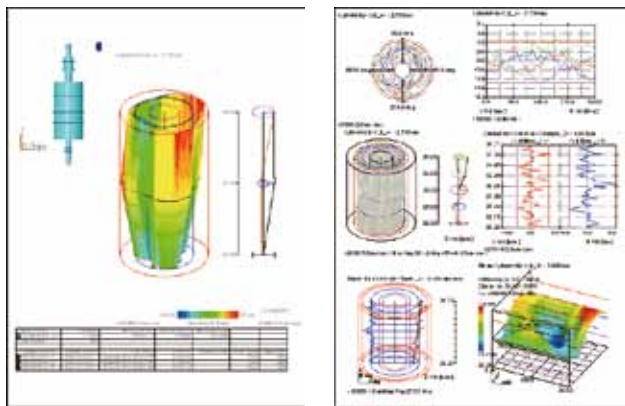
Recalculation



Data deletion

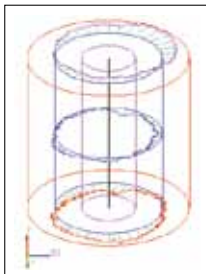
Freedom in laying out the graphics and data obtained from measurements

The customer can create reports in custom formats by specifying how the analysis results will be displayed, as well as the sizes and positions of graphics. The analysis result window can be directly utilized as a layout window. Since the measurement procedure, including the layout information, is saved, the entire process, from measurement start, calculation, result saving, and finally to printing, can be automatically executed.

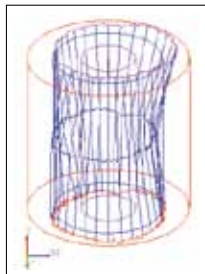


A wide variety of graphics functions

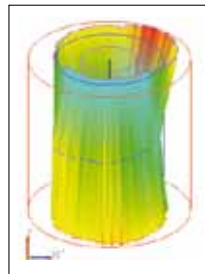
Analysis results such as cylindricity and coaxiality can be visually expressed in 3D graphics.



Normal display



Wire-frame display

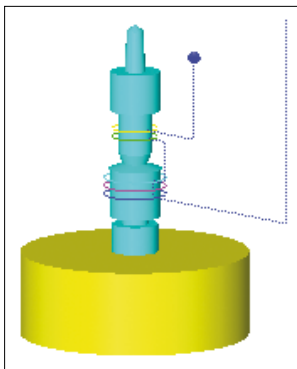


Surface-map display



Shading display

Off-line measurement procedure programming function



Patent registered in Japan, USA
Patent pending in Europe

An offline teaching function is provided to create a part program (measurement procedure) without an actual measurement target, enabling the user to virtually execute the measurement operation in a 3D simulation window.

Please ask for our other general brochures!



FORM MEASUREMENT

Individual solutions for perfect measurement of rotationally-symmetrical workpieces – from particularly easy-to-operate compact instruments with an integral printer through to the high-accuracy class reference model.

Export permission by the Japanese government may be required for exporting our products according to the Foreign Exchange and Foreign Trade Law. Please consult our sales office near you before you export our products or you offer technical information to a nonresident.

Coordinate Measuring Machines

Vision Measuring Systems

Form Measurement

Optical Measuring

Sensor Systems

Test Equipment and
Seismometers

Digital Scale and DRO Systems

Small Tool Instruments and
Data Management

Mitutoyo Europe GmbH
Borsigstr. 8-10
41469 Neuss
T +49 (0)21 37-102-0
F +49 (0)21 37-102-351
info@mitutoyo.eu
www.mitutoyo.eu

Note: All our product details, in particular the illustrations, drawings, dimensional and performance details and other technical specifications contained in this publication are to be considered to be approximate average values. To this extent, we reserve the right to make changes in design, technical data, dimensions and weight. Our specified standards, similar technical rules and technical specifications, descriptions and illustrations of the products are correct at the time of printing. The current version of our general terms and conditions also apply. Only offers which we have submitted can be considered to be definitive.

Mitutoyo